



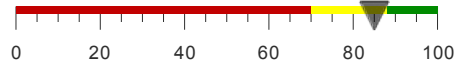
## PACM Trade Credit Report

Powered By Ansonia Credit Data

<b>Company Name:</b>	<b>PATTON SALES CORP</b>
<b>Address:</b>	1095 E CALIFORNIA ST ONTARIO, CA 91761
<b>Phone:</b>	909-988-0661
<b>Requested By:</b>	Pennsylvania Association of Credit Management : Harold Booth
<b>Report Date:</b>	7/22/2016 9:22 AM
<b>Transaction #:</b>	7933944
<b>Primary Entity Id:</b>	19092945
<b>Currency:</b>	USD

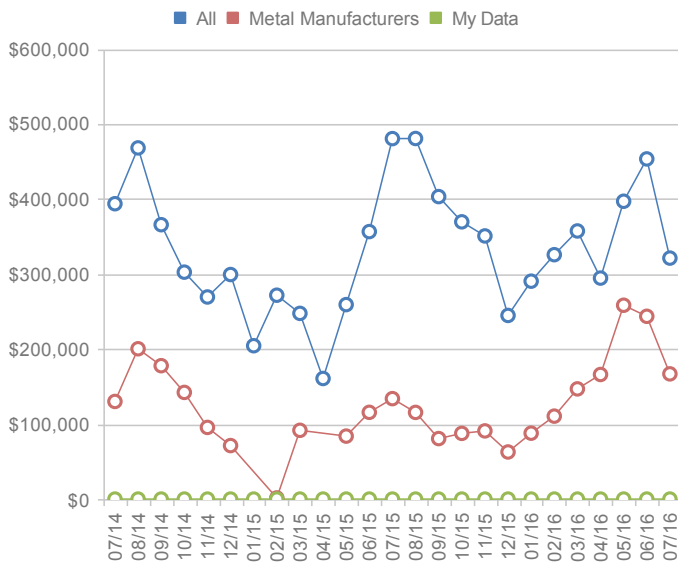
### RATING 358K-8

Risk Score: 85

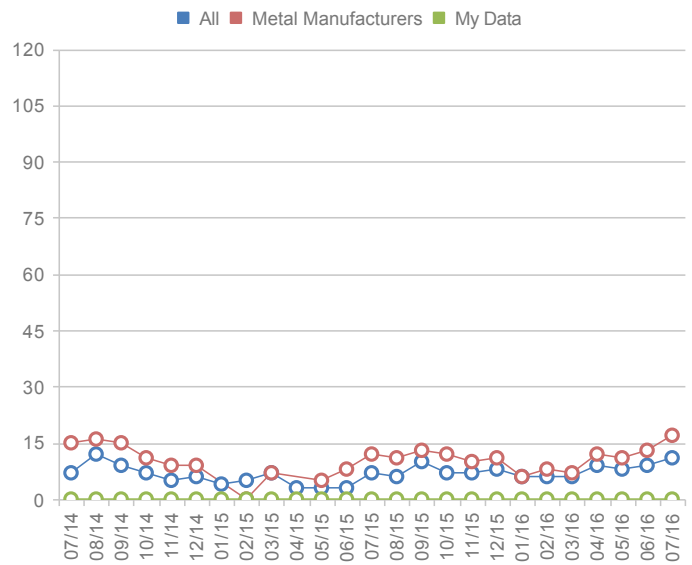


Historic 25 months	
<b>Average Days Beyond Terms:</b>	7
<b>Average Monthly Balance:</b>	\$334,620
<b>High Balance:</b>	\$257,834
<b>Total Cos Reporting:</b>	21

#### Balance



#### Days Beyond Terms



### EXPERIENCE SUMMARY

	Month	# of Co's	Balance	Current	1-30 PD	31-60 PD	61-90 PD	91+ PD	DBT
+	07/2016	10	\$321,122	51%	37%	11%	0%	1%	11
+	06/2016	12	\$453,290	47%	49%	3%	0%	1%	9
+	05/2016	9	\$396,861	71%	17%	11%	0%	1%	8
+	04/2016	11	\$294,487	47%	52%	0%	0%	1%	9
+	03/2016	12	\$357,287	65%	33%	1%	0%	0%	6
+	02/2016	10	\$325,646	64%	35%	0%	0%	0%	6
+	01/2016	8	\$290,364	69%	29%	2%	0%	0%	6
+	12/2015	8	\$244,705	52%	47%	0%	0%	1%	8
+	11/2015	8	\$350,662	64%	35%	0%	1%	1%	7
+	10/2015	7	\$369,446	62%	33%	4%	0%	0%	7
+	09/2015	9	\$403,056	45%	51%	4%	0%	0%	10
+	08/2015	9	\$480,483	63%	35%	1%	1%	0%	6
+	07/2015	11	\$480,338	63%	33%	4%	0%	0%	7
+	06/2015	11	\$356,433	79%	21%	0%	0%	0%	3
+	05/2015	8	\$259,131	84%	16%	0%	0%	0%	3
+	04/2015	10	\$160,676	88%	8%	4%	0%	0%	4
+	03/2015	10	\$247,456	53%	47%	0%	0%	0%	7
+	02/2015	9	\$271,663	67%	33%	0%	0%	0%	5
+	01/2015	6	\$204,356	71%	29%	0%	0%	0%	4
+	12/2014	12	\$299,197	63%	35%	1%	0%	0%	6

	Month	# of Co's	Balance	Current	1-30 PD	31-60 PD	61-90 PD	91+ PD	DBT
+	11/2014	11	\$269,309	68%	32%	0%	0%	0%	5
+	10/2014	10	\$302,405	62%	34%	3%	0%	0%	7
+	09/2014	10	\$365,618	56%	34%	10%	0%	0%	9
+	08/2014	11	\$467,959	36%	54%	10%	0%	0%	12
+	07/2014	12	\$393,564	63%	31%	6%	0%	0%	7

**EXPERIENCE DETAIL**

	Industry	# of Co's	Balance	Current	1-30 PD	31-60 PD	61-90 PD	91+ PD	DBT
+	<b>LTL</b>	2	\$16,551	\$7,813	\$3,002	\$2,868	\$2,868	\$0	24
+	<b>Leasing</b>	1	\$86,307	\$78,335	\$7,972	\$0	\$0	\$0	1
+	<b>Other</b>	1	\$3,495	\$3,495	\$0	\$0	\$0	\$0	0
+	<b>Oil and Gas</b>	1	\$78,360	\$78,360	\$0	\$0	\$0	\$0	0
+	<b>Plastics -- Other</b>	1	\$225,246	\$219,072	\$6,174	\$0	\$0	\$0	0
+	<b>Construction Equipment</b>	1	\$57,883	\$39,228	\$9,399	\$7,784	\$654	\$818	8
+	<b>Metal Manufacturers</b>	3	\$2,860,592	\$1,240,619	\$1,356,216	\$254,697	\$4,276	\$4,784	11
+	<b>Metal Wholesalers</b>	11	\$5,037,080	\$3,417,909	\$1,574,141	\$23,318	\$2,536	\$19,176	5

**INQUIRIES**

07/16	2	Factors (1), Electrical Wholesalers (1)
06/16	1	3PL (1)
04/16	2	3PL (1), Electrical Wholesalers (1)
03/16	2	3PL (2)